


# MINI PC

User Manual





# User Manual

MINI PC

## WARRANTY NOTICE

### **Limited Warranty does NOT cover:**

Any costs associated with the repair or replacement of the Product including labor, installation or other costs incurred by you, and in particular, any costs relating to the removal or replacement of any Product that is soldered or otherwise permanently affixed to any printed circuit board; OR

Damage to the Product due to external causes, including accident, problems with electrical power, abnormal electrical, mechanical or environmental conditions, usage not in accordance with product instructions, misuse, neglect, alteration, repair, improper installation, or improper testing; OR

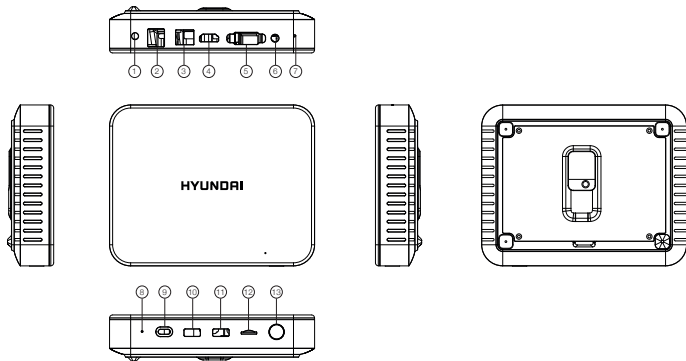
Any Product which has been modified or operated outside of specifications or where the original identification markings (trademark or serial number) has been removed, altered or obliterated from the Product, or where the label or screw on the exterior of the Product is removed or broken.

## Specifications:

Processor	Intel Gemini Lake N4000
Operating System	Support Windows 10
Memory	4GB DDR4
Storage Capacity	64GB eMMC
Expansion Slots	microSD, Max 128GB
Interface	1) 1 x 3.5mm Audio Jack 2) 1 x DC-IN Jack 3) 2 x USB 2.0 Type-A 4) 2 x USB 3.0 Type-A 5) 1 x USB Type-C 6) 1 x Giga Lan (RJ45) 7) 1 x VGA 8) 1 x HDMI 9) microSD Slot

## Remarks:

1. Low-power radio motor for certified products, unlicensed, companies, businesses, or a person is not allowed to change the frequency, increase the power or change the features and functions of the original design.
2. Low frequency radio motor shall not affect the flight safety and interference legitimate communication;  
When there is interference it should be immediately suspended and improved to no interference. Legal correspond refers to wireless correspond, low-frequency radio work must be able to tolerate legal communications or industrial, scientific and medical radiation power radio waves.
3. Product contains miniature battery used by motherboard CMOS, do not replace them yourselves; If consumers replaces the incorrect type of battery, this might lead to dangerous issues. Proper battery replacement is required.



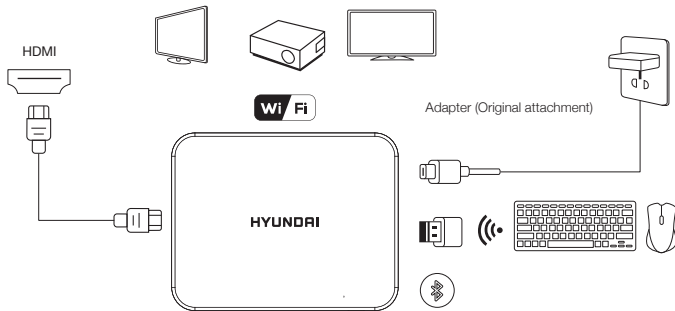
1.- AUDIO JACK	2.- 2 x USB 2.0
3.- LAN PORT	4.- HDMI JACK
5.- VGA PORT	6.- DC-IN JACK
7.- RESET BUTTON	8.- DMIC(OPTION)
9.- YPEC PORT	10-11.- 2 x USB 3.0
12.- SD Slot	13.- POWER BUTTON

**Package Contents:**

- Mini PC
- Adapter
- Quick Start Guide
- Vesa Mount
- User Manual

## Instructions:

1. Connect the device to the TV HDMI interface with HDMI CABLE, and a display device (eg: TV, screen, projector) "Video Input Source". Select the connected HDMI input channel.
2. DC-IN Power: Connect the power cord DC-IN Jack accessories with this device and the other end directly into the plug.
3. Can be used with a Bluetooth keyboard and mouse. Use the USB interface to connect wireless keyboard and mouse devices.
4. Press the Power button to start the system.



Can be used with Bluetooth or wireless keyboard and mouse use (self)

## **HYUNDAI**

The information contained herein is subject to change without notice. The only warranties for Connect and services are set forth in the express warranty statements accompanying such products and services.

Nothing herein should be construed as constituting an additional warranty. Connect shall not be liable for technical or editorial errors or omissions contained herein.

First Edition: May 2016

The terms HDMI, HDMI High-Definition Multimedia Interface, and the HDMI Logo are trademarks or registered trademarks of HDMI Licensing Administrator, Inc.

### **Advertencia Nota para uso en México**

La operación de este equipo está sujeta a las siguientes dos condiciones: (1) es posible que este equipo o dispositivo no cause interferencia perjudicial y (2) este equipo o dispositivo debe aceptar cualquier interferencia, incluyendo la que pueda causar su operación no deseada.

## **Contact Us**

Visit us at <http://www.hyundaitechnology.com/>

### **For sales inquiry (U.S. Worldwide)**

Email [sales@hyundaitechnology.com](mailto:sales@hyundaitechnology.com)

For technical support please contact HYUNDAI®

### **U.S. and Worldwide**

Toll Free Number: (800) 560-0626

Monday-Friday 8:00am-5:00pm PST

Email: [support@hyundaitechnology.com](mailto:support@hyundaitechnology.com)

### **México (Spanish)**

Toll Free Number: 81 5030-7375

Lunes-Viernes 8:00am-5:00pm CST

Email: [soporte@hyundaitechnology.com.mx](mailto:soporte@hyundaitechnology.com.mx)